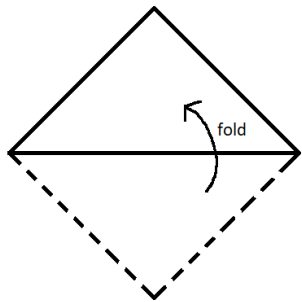
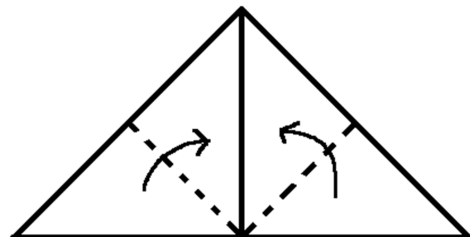


## Corner Bookmark Instructions

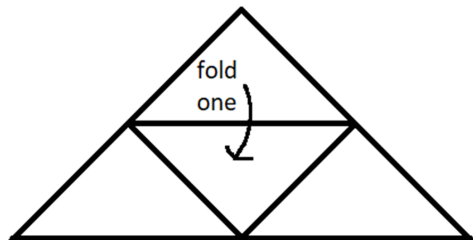


1. Fold your paper into a triangle along the fold

2. With the folded edge facing you, fold each corner up to the top and unfold again



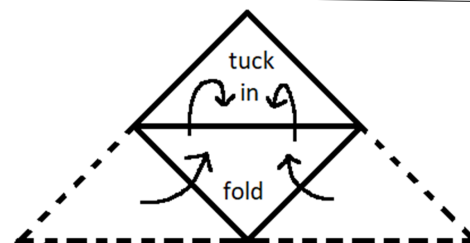
(folded edge)



(folded edge)

3. Fold down one of the points so it touches the folded edge

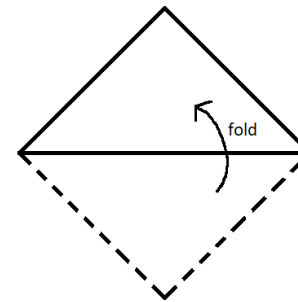
4. Fold up each corner again and tuck them inside the pocket



(folded edge)

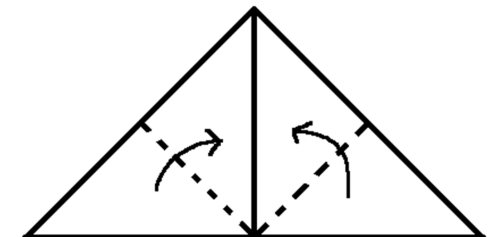
Now decorate as a dragon!

## Corner Bookmark Instructions

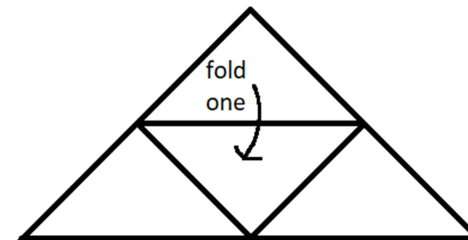


1. Fold your paper into a triangle along the fold

2. With the folded edge facing you, fold each corner up to the top and unfold again



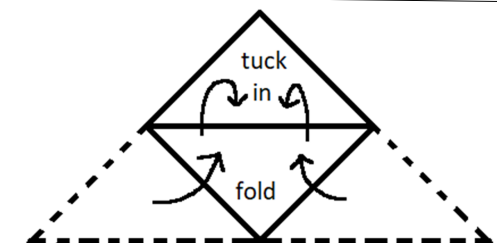
(folded edge)



(folded edge)

3. Fold down one of the points so it touches the folded edge

4. Fold up each corner again and tuck them inside the pocket



(folded edge)

Now decorate as a dragon!