

Lone Guides

Camping Comic Strip



In old style annuals and girls comics
You used to get cartoon comic strips.

These were a fantastic way to bring a
story to life.

The challenge this week is to create your
own Guide camp adventure comic strip.

You can draw your cartoons in
any style you want in the frames and
then write your story in speech bubbles.
Your adventure can take
any route as long as it starts on a
Guide camp!



Some ideas could be...



- Guides discovering hidden treasure
- Guides learning something new about themselves
- Guides time travelling to the past on a camp
- Guides in the 1940s during World War 2
- A Guide camp in the future

Or any other ideas that you have.

Name

Part 1: Ideas

Use this space
to think of some
cool ideas

Ideas for your comic



Part 2: Characters

Character Developing
Draw two main characters and
list some personality traits.

Character one

Name _____

Age _____

Character two

Name _____

Age _____

Part 3: Ideas


Here are some ideas
that you can use for your
comic strip

Here are
different
styles of comics



If you want to know
what older Guide uniforms looked like check out
www.lesliesguidinghistory.webs.com


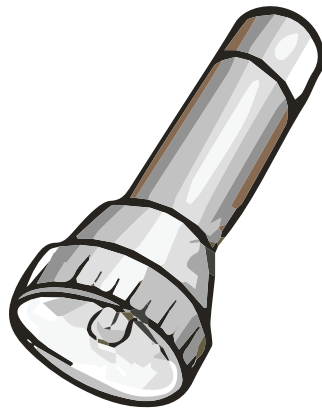


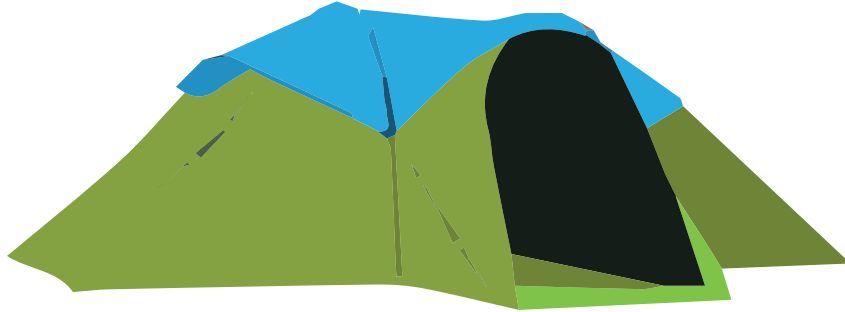
Different styles of
Speech Bubbles






Different styles of
Cartoon Faces

Part 3: Ideas

Here are some ideas
that you can use for your
comic strip



An empty white rounded rectangular box with a thin blue border, located in the top-left position of the grid.An empty white rounded rectangular box with a thin blue border, located in the top-right position of the grid.A large empty white rounded rectangular box with a thin blue border, spanning the width of the middle row of the grid.An empty white rounded rectangular box with a thin blue border, located in the bottom-left position of the grid.An empty white rounded rectangular box with a thin blue border, located in the bottom-right position of the grid.

An empty white rounded rectangular box with a thin blue border, located in the top-left position of the grid.An empty white rounded rectangular box with a thin blue border, located in the top-right position of the grid.An empty white rounded rectangular box with a thin blue border, located in the middle-left position of the grid.An empty white rounded rectangular box with a thin blue border, located in the middle-right position of the grid.A wide, empty white rounded rectangular box with a thin blue border, spanning the width of both columns and located at the bottom of the grid.

